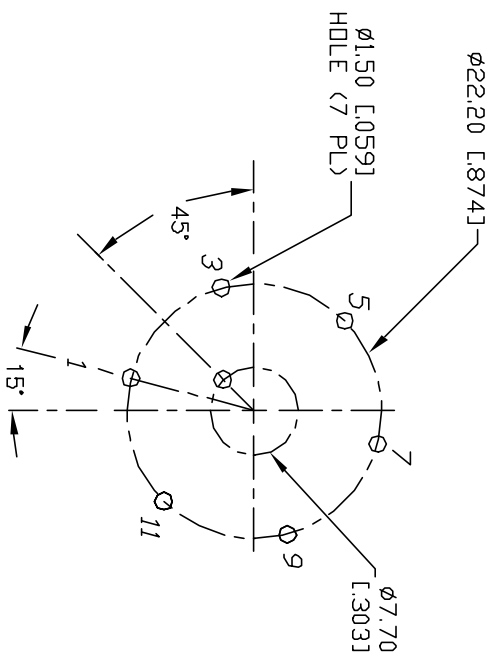
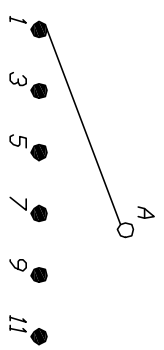
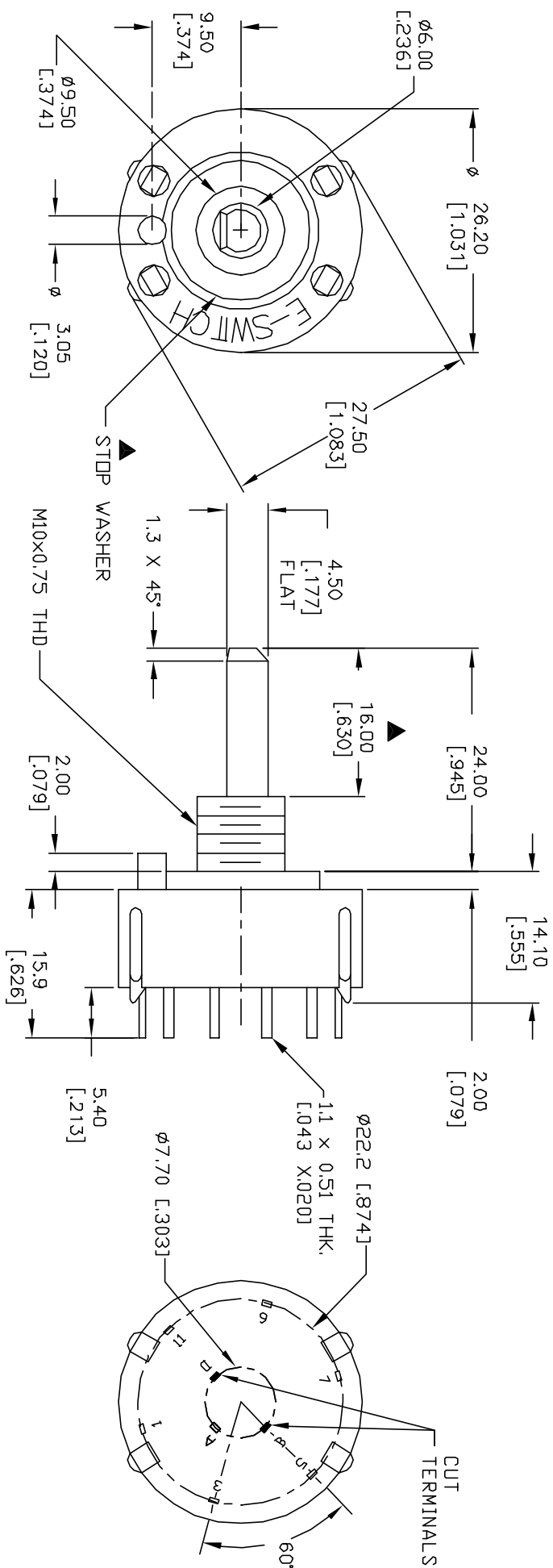


NOTES:

1. ALL DIMENSION IN MM [INCH]
2. GENERAL TOLERANCE: X.X=±0.4  
X.XX=±0.25
3. TERM. NOS. FOR REF. ONLY
4. CONTACT RATING SWITCHING: 150mA, 250V AC/DC  
350mA, 110V AC/DC
5. CONTACT RATING (NON-SWITCHING) 5A
6. CONTACT MATERIAL: GOLD FLASH OVER COPPER ALLOY.
7. OPERATING FORCE: 425±100 CM/STANDARD
8. OPERATING TEMP: -30° to 85°C
9. CIRCUIT SP.: 6 POSITIONS, 60° INDEX.
10. DIELECTRIC STRENGTH 1000V RMS min. @ SEA LEVEL
11. DESIGNATE MAJOR DIMENSIONS
12. NO HARDWARE SUPPLIED



RECOMMENDED P.C.B. LAYOUT



**E-SWITCH®**

REV. A		ECN No. 11294		RELEASED FOR PRODUCTION		DATE 3/12/01		CHKD CJB		TITLE KC-60-RANCD-N-P-F (W/O Washer Holes)	
REV. A		ECN No. 11294		RELEASED FOR PRODUCTION		DATE 3/12/01		CHKD CJB		TITLE KC-60-RANCD-N-P-F (W/O Washer Holes)	
SCALE 1.5:1		DATE 3/12/01		DR CJB		DWG G510994		REV A		DESCRIPTION THE INFORMATION CONTAINED IN THIS DOCUMENT IS PROPRIETARY TO E-SWITCH AND IS NOT TO BE COPIED OR TRANSFERRED	